



WC

Sample ID: G2B0400-03

Matrix: Hemp Extracts &

Test ID: 5021363

Source ID:

Date Sampled: 02/24/22

Date Accepted: 02/24/22

Harvest/Prod. Date: 2/22/22

Results at a Glance

Total THC : <LOQ (0.1577%) %

Total CBD : <LOQ (0.0431%) %

delta 8-THC : 89.38 % PASS

Pesticides : PASS

Residual Solvent Analysis : PASS



ISO 17025
ACCREDITED
LABORATORY

Eric Wendt
Chief Science Officer - 3/4/2022

These results relate only to the sample included on this report. The report may not be reproduced except in full, without the written permission of Green Leaf Lab.

This is for informational testing and is not compliance testing. Lab results apply to the sample as received.



WC

Sample ID: G2B0400-03

Matrix: Hemp Extracts &

Test ID: 5021363

Source ID:

Date Sampled: 02/24/22

Date Accepted: 02/24/22

Harvest/Prod. Date: 2/22/22

Potency Analysis

Date/Time Extracted: 02/25/22 09:44

Analysis Method/SOP: 215

Batch Identification: 2209042

Cannabinoids	LOQ (%)	% by Wt.	mg/g	Cannabinoids Profile
Total THC	0.1577	< LOQ	< LOQ	<p>A 3D pie chart titled 'Cannabinoids Profile' showing the distribution of cannabinoids. The largest slice is yellow, representing delta 8-THC at 89.4%. A smaller slice is light green, representing CBC at 2.4%. A legend box in the bottom right of the chart area lists: delta 8-THC 89.4, CBC 2.4, and Total: 91.8. Labels with leader lines point to the 89.4 and 2.4 values on the chart.</p>
Total CBD	0.0431	< LOQ	< LOQ	
THCA	0.0005	< LOQ	< LOQ	
delta 9-THC	0.0005	< LOQ	< LOQ	
delta 8-THC	0.0934	89.38	893.8	
THCV	0.1052	< LOQ	< LOQ	
THCVA	0.0392	< LOQ	< LOQ	
CBD	0.0005	< LOQ	< LOQ	
CBDA	0.0005	< LOQ	< LOQ	
CBDV	0.1040	< LOQ	< LOQ	
CBDVA	0.0341	< LOQ	< LOQ	
CBN	0.0622	< LOQ	< LOQ	
CBG	0.0164	< LOQ	< LOQ	
CBGA	0.0164	< LOQ	< LOQ	
CBC	0.0186	2.400	24	
Total Cannabinoids		91.78	917.8	

Total THC = delta 9-THC + (THCA * 0.877)

Total CBD = CBD + (CBDA * 0.877)

Total CBG = CBG + (CBGA * 0.878)

LOQ=Limit of Quantification, the lowest measurable concentration of an analyte.



ISO 17025
ACCREDITED
LABORATORY

Eric Wendt
Chief Science Officer - 3/4/2022

These results relate only to the sample included on this report. The report may not be reproduced except in full, without the written permission of Green Leaf Lab.

This is for informational testing and is not compliance testing. Lab results apply to the sample as received.



WC

Sample ID: G2B0400-03

Matrix: Hemp Extracts &

Test ID: 5021363

Source ID:

Date Sampled: 02/24/22

Date Accepted: 02/24/22

Harvest/Prod. Date: 2/22/22

Pesticide Analysis in ppm

Date/Time Extracted: 03/01/22 09:38

Analysis Method/SOP: 202

Analyte	Result	Action Level	LOD	LOQ	Units	Notes	Analyte	Result	Action Level	LOD	LOQ	Units	Notes
Abamectin	< LOQ	0.5		0.1	ppm		Acephate	< LOQ	0.4		0.1	ppm	
Acequinocyl	< LOQ	2		0.5	ppm		Acetamidrid	< LOQ	0.2		0.1	ppm	
Aldicarb	< LOQ	0.4		0.1	ppm		Azoxystrobin	< LOQ	0.2		0.1	ppm	
Bifenazate	< LOQ	0.2		0.1	ppm		Bifenthrin	< LOQ	0.2		0.1	ppm	
Boscalid	< LOQ	0.4		0.1	ppm		Carbaryl	< LOQ	0.2		0.1	ppm	
Carbofuran	< LOQ	0.2		0.1	ppm		Chlorantraniliprole	< LOQ	0.2		0.1	ppm	
Chlorfenapyr	< LOQ	1		0.1	ppm		Chlorpyrifos	< LOQ	0.2		0.1	ppm	
Clofentezine	< LOQ	0.2		0.1	ppm		Cyfluthrin	< LOQ	1		0.5	ppm	
Cypermethrin	< LOQ	1		0.5	ppm		Daminozide	< LOQ	1		0.5	ppm	
DDVP (Dichlorvos)	< LOQ	1		0.1	ppm		Diazinon	< LOQ	0.2		0.1	ppm	
Dimethoate	< LOQ	0.2		0.1	ppm		Ethoprophos	< LOQ	0.2		0.1	ppm	
Etofenprox	< LOQ	0.4		0.1	ppm		Etoxazole	< LOQ	0.2		0.1	ppm	
Fenoxycarb	< LOQ	0.2		0.1	ppm		Fenpyroximate	< LOQ	0.4		0.1	ppm	
Fipronil	< LOQ	0.4		0.1	ppm		Fonicamid	< LOQ	1		0.1	ppm	
Fludioxonil	< LOQ	0.4		0.1	ppm		Hexythiazox	< LOQ	1		0.1	ppm	
Imazalil	< LOQ	0.2		0.1	ppm		Imidacloprid	< LOQ	0.4		0.1	ppm	
Kresoxim-methyl	< LOQ	0.4		0.1	ppm		Malathion	< LOQ	0.2		0.1	ppm	
Metalaxyl	< LOQ	0.2		0.1	ppm		Methiocarb	< LOQ	0.2		0.1	ppm	
Methomyl	< LOQ	0.4		0.1	ppm		Methyl parathion	< LOQ	0.2		0.1	ppm	
MGK-264	< LOQ	0.2		0.1	ppm		Myclobutanil	< LOQ	0.2		0.1	ppm	
Naled	< LOQ	0.5		0.1	ppm		Oxamyl	< LOQ	1		0.1	ppm	
Paclobutrazol	< LOQ	0.4		0.1	ppm		Permethrins	< LOQ	0.2		0.1	ppm	
Phosmet	< LOQ	0.2		0.1	ppm		Piperonyl butoxide	< LOQ	2		0.9	ppm	
Prallethrin	< LOQ	0.2		0.1	ppm		Propiconazole	< LOQ	0.4		0.1	ppm	
Propoxur	< LOQ	0.2		0.1	ppm		Pyrethrins	< LOQ	1		0.5	ppm	
Pyridaben	< LOQ	0.2		0.1	ppm		Spinosad	< LOQ	0.2		0.1	ppm	
Spiromesifen	< LOQ	0.2		0.1	ppm		Spirotetramat	< LOQ	0.2		0.1	ppm	
Spiroxamine	< LOQ	0.4		0.1	ppm		Tebuconazole	< LOQ	0.4		0.1	ppm	
Thiacloprid	< LOQ	0.2		0.1	ppm		Thiamethoxam	< LOQ	0.2		0.1	ppm	
Trifloxystrobin	< LOQ	0.2		0.1	ppm								

ND - Compound not detected

Results above the Action Level fail state testing requirements and will be highlighted **Red**.



ISO 17025
ACCREDITED
LABORATORY

Eric Wendt
Chief Science Officer - 3/4/2022

These results relate only to the sample included on this report. The report may not be reproduced except in full, without the written permission of Green Leaf Lab.

This is for informational testing and is not compliance testing. Lab results apply to the sample as received.



WC

Sample ID: G2B0400-03

Matrix: Hemp Extracts &

Test ID: 5021363

Source ID:

Date Sampled: 02/24/22

Date Accepted: 02/24/22

Harvest/Prod. Date: 2/22/22

Residual Solvents

Date/Time Extracted: 03/02/22 10:31

Analysis Method/SOP: 205

Analyte	Result	Action Level	LOD	LOQ	Units	Notes
1,4-Dioxane	< LOQ	380		50.00	ppm	
2-Butanol	< LOQ	5000		1000	ppm	
2-Ethoxyethanol	< LOQ	160		80.00	ppm	
2-Propanol (IPA)	< LOQ	5000		1000	ppm	
Acetone	< LOQ	5000		1000	ppm	
Acetonitrile	< LOQ	410		50.00	ppm	
Benzene	< LOQ	2		1.000	ppm	
Butanes	< LOQ	5000		1000	ppm	
Cumene	< LOQ	70		35.00	ppm	
Cyclohexane	< LOQ	3880		50.00	ppm	
Dichloromethane	< LOQ	600		50.00	ppm	
Ethyl acetate	< LOQ	5000		1000	ppm	
Ethyl benzene	< LOQ	2170		35.00	ppm	
Ethyl ether	< LOQ	5000		1000	ppm	
Ethylene glycol	< LOQ	620		310.0	ppm	
Ethylene oxide	< LOQ	50		25.00	ppm	
Heptane	< LOQ	5000		1000	ppm	
Hexanes	< LOQ	290		50.00	ppm	
Isopropyl acetate	< LOQ	5000		1000	ppm	
Methanol	< LOQ	3000		1000	ppm	
Pentanes	< LOQ	5000		1000	ppm	
Propane	< LOQ	5000		1000	ppm	
Tetrahydrofuran	< LOQ	720		50.00	ppm	
Toluene	< LOQ	890		50.00	ppm	
Xylenes	< LOQ	2170		50.00	ppm	

<LOQ - Results below the Limit of Quantitation

Results above the Action Level fail state testing requirements and will be highlighted **Red**.



ISO 17025
ACCREDITED
LABORATORY

Eric Wendt
Chief Science Officer - 3/4/2022

These results relate only to the sample included on this report. The report may not be reproduced except in full, without the written permission of Green Leaf Lab.

This is for informational testing and is not compliance testing. Lab results apply to the sample as received.



Quality Control Potency

Batch: 2209042 - 215-Concentrates

Blank(2209042-BLK1)							
Analyte	Result	LOQ	Units	%Recovery Limits	Extracted	Analyzed	Notes
THCA	< LOQ	0.0005	%		02/25/22 09:44	02/25/22 18:15	
delta 9-THC	< LOQ	0.0005	%		02/25/22 09:44	02/25/22 18:15	
delta 8-THC	< LOQ	0.0934	%		02/25/22 09:44	02/25/22 18:15	
THCV	< LOQ	0.1052	%		02/25/22 09:44	02/25/22 18:15	
THCVA	< LOQ	0.0392	%		02/25/22 09:44	02/25/22 18:15	
CBD	< LOQ	0.0005	%		02/25/22 09:44	02/25/22 18:15	
CBDA	< LOQ	0.0005	%		02/25/22 09:44	02/25/22 18:15	
CBDV	< LOQ	0.1040	%		02/25/22 09:44	02/25/22 18:15	
CBDVA	< LOQ	0.0341	%		02/25/22 09:44	02/25/22 18:15	
CBN	< LOQ	0.0622	%		02/25/22 09:44	02/25/22 18:15	
CBG	< LOQ	0.0164	%		02/25/22 09:44	02/25/22 18:15	
CBGA	< LOQ	0.0164	%		02/25/22 09:44	02/25/22 18:15	
CBC	< LOQ	0.0186	%		02/25/22 09:44	02/25/22 18:15	

Reference(2209042-SRM1)							
Analyte	% Recovery	LOQ	Units	%Recovery Limits	Extracted	Analyzed	Notes
THCA	111	0.0001	%	80-120	02/25/22 09:44	02/25/22 18:38	
delta 9-THC	110	0.0001	%	80-120	02/25/22 09:44	02/25/22 18:38	
delta 8-THC	111	0.0231	%	0-200	02/25/22 09:44	02/25/22 18:38	
CBD	107	0.0001	%	80-120	02/25/22 09:44	02/25/22 18:38	
CBDA	110	0.0001	%	80-120	02/25/22 09:44	02/25/22 18:38	

Pesticide Analysis

Batch: 2210014 - 202

Blank(2210014-BLK1)							
Analyte	Result	LOQ	Units	%Recovery Limits	Extracted	Analyzed	Notes
Abamectin	< LOQ	0.1	ppm		03/01/22 09:38	03/01/22 20:27	
Acephate	< LOQ	0.1	ppm		03/01/22 09:38	03/01/22 20:27	
Acequinocyl	< LOQ	0.5	ppm		03/01/22 09:38	03/01/22 20:27	
Acetamiprid	< LOQ	0.1	ppm		03/01/22 09:38	03/01/22 20:27	
Aldicarb	< LOQ	0.1	ppm		03/01/22 09:38	03/01/22 20:27	
Azoxystrobin	< LOQ	0.1	ppm		03/01/22 09:38	03/01/22 20:27	
Bifenazate	< LOQ	0.1	ppm		03/01/22 09:38	03/01/22 20:27	
Bifenthrin	< LOQ	0.1	ppm		03/01/22 09:38	03/01/22 20:27	
Boscalid	< LOQ	0.1	ppm		03/01/22 09:38	03/01/22 15:39	
Carbaryl	< LOQ	0.1	ppm		03/01/22 09:38	03/01/22 20:27	
Carbofuran	< LOQ	0.1	ppm		03/01/22 09:38	03/01/22 20:27	
Chlorantraniliprole	< LOQ	0.1	ppm		03/01/22 09:38	03/01/22 20:27	
Chlorfenapyr	< LOQ	0.1	ppm		03/01/22 09:38	03/01/22 15:39	



Eric Wendt
Chief Science Officer - 3/4/2022



Quality Control Pesticide Analysis (Continued)

Batch: 2210014 - 202 (Continued)

Blank(2210014-BLK1)							
Analyte	Result	LOQ	Units	%Recovery Limits	Extracted	Analyzed	Notes
Chlorpyrifos	< LOQ	0.1	ppm		03/01/22 09:38	03/01/22 20:27	
Clofentezine	< LOQ	0.1	ppm		03/01/22 09:38	03/01/22 20:27	
Daminozide	< LOQ	0.5	ppm		03/01/22 09:38	03/01/22 20:27	
Cyfluthrin	< LOQ	0.5	ppm		03/01/22 09:38	03/01/22 15:39	
Diazinon	< LOQ	0.1	ppm		03/01/22 09:38	03/01/22 20:27	
Cypermethrin	< LOQ	0.5	ppm		03/01/22 09:38	03/01/22 15:39	
Dimethoate	< LOQ	0.1	ppm		03/01/22 09:38	03/01/22 20:27	
Ethoprophos	< LOQ	0.1	ppm		03/01/22 09:38	03/01/22 20:27	
Etofenprox	< LOQ	0.1	ppm		03/01/22 09:38	03/01/22 20:27	
Etoxazole	< LOQ	0.1	ppm		03/01/22 09:38	03/01/22 20:27	
Fenoxycarb	< LOQ	0.1	ppm		03/01/22 09:38	03/01/22 20:27	
Fenpyroximate	< LOQ	0.1	ppm		03/01/22 09:38	03/01/22 20:27	
Fonicamid	< LOQ	0.1	ppm		03/01/22 09:38	03/01/22 20:27	
Hexythiazox	< LOQ	0.1	ppm		03/01/22 09:38	03/01/22 20:27	
Imazalil	< LOQ	0.1	ppm		03/01/22 09:38	03/01/22 20:27	
Fipronil	< LOQ	0.1	ppm		03/01/22 09:38	03/01/22 15:39	
Imidacloprid	< LOQ	0.1	ppm		03/01/22 09:38	03/01/22 20:27	
Fludioxonil	< LOQ	0.1	ppm		03/01/22 09:38	03/01/22 15:39	
Metalaxyl	< LOQ	0.1	ppm		03/01/22 09:38	03/01/22 20:27	
Methiocarb	< LOQ	0.1	ppm		03/01/22 09:38	03/01/22 20:27	
Methomyl	< LOQ	0.1	ppm		03/01/22 09:38	03/01/22 20:27	
Myclobutanil	< LOQ	0.1	ppm		03/01/22 09:38	03/01/22 20:27	
Kresoxim-methyl	< LOQ	0.1	ppm		03/01/22 09:38	03/01/22 15:39	
Naled	< LOQ	0.1	ppm		03/01/22 09:38	03/01/22 20:27	
Malathion	< LOQ	0.1	ppm		03/01/22 09:38	03/01/22 15:39	
Oxamyl	< LOQ	0.1	ppm		03/01/22 09:38	03/01/22 20:27	
Paclobutrazol	< LOQ	0.1	ppm		03/01/22 09:38	03/01/22 20:27	
Permethrins	< LOQ	0.1	ppm		03/01/22 09:38	03/01/22 20:27	
Methyl parathion	< LOQ	0.1	ppm		03/01/22 09:38	03/01/22 15:39	
MGK-264	< LOQ	0.1	ppm		03/01/22 09:38	03/01/22 15:39	
Phosmet	< LOQ	0.1	ppm		03/01/22 09:38	03/01/22 20:27	
Piperonyl butoxide	< LOQ	0.9	ppm		03/01/22 09:38	03/01/22 20:27	
Prallethrin	< LOQ	0.1	ppm		03/01/22 09:38	03/01/22 20:27	
Propoxur	< LOQ	0.1	ppm		03/01/22 09:38	03/01/22 20:27	
Pyrethrins	< LOQ	0.5	ppm		03/01/22 09:38	03/01/22 20:27	
Pyridaben	< LOQ	0.1	ppm		03/01/22 09:38	03/01/22 20:27	
Propiconazole	< LOQ	0.1	ppm		03/01/22 09:38	03/01/22 15:39	
Spinosad	< LOQ	0.1	ppm		03/01/22 09:38	03/01/22 20:27	



Eric Wendt
Chief Science Officer - 3/4/2022

These results relate only to the sample included on this report. The report may not be reproduced except in full, without the written permission of Green Leaf Lab.

This is for informational testing and is not compliance testing. Lab results apply to the sample as received.



Quality Control Pesticide Analysis (Continued)

Batch: 2210014 - 202 (Continued)

Blank(2210014-BLK1)							
Analyte	Result	LOQ	Units	%Recovery Limits	Extracted	Analyzed	Notes
Spiromesifen	< LOQ	0.1	ppm		03/01/22 09:38	03/01/22 20:27	
Spirotetramat	< LOQ	0.1	ppm		03/01/22 09:38	03/01/22 20:27	
Spiroxamine	< LOQ	0.1	ppm		03/01/22 09:38	03/01/22 20:27	
Tebuconazole	< LOQ	0.1	ppm		03/01/22 09:38	03/01/22 20:27	
Thiacloprid	< LOQ	0.1	ppm		03/01/22 09:38	03/01/22 20:27	
Thiamethoxam	< LOQ	0.1	ppm		03/01/22 09:38	03/01/22 20:27	
Trifloxystrobin	< LOQ	0.1	ppm		03/01/22 09:38	03/01/22 20:27	
DDVP (Dichlorvos)	< LOQ	0.1	ppm		03/01/22 09:38	03/01/22 20:27	

LCS(2210014-BS1)							
Analyte	% Recovery	LOQ	Units	%Recovery Limits	Extracted	Analyzed	Notes
Abamectin	99.8	0.1	ppm	50-150	03/01/22 09:38	03/01/22 20:50	
Acephate	93.6	0.1	ppm	60-120	03/01/22 09:38	03/01/22 20:50	
Acequinocyl	78.0	0.5	ppm	40-160	03/01/22 09:38	03/01/22 20:50	
Acetamiprid	106	0.1	ppm	60-120	03/01/22 09:38	03/01/22 20:50	
Aldicarb	109	0.1	ppm	60-120	03/01/22 09:38	03/01/22 20:50	
Azoxystrobin	101	0.1	ppm	60-120	03/01/22 09:38	03/01/22 20:50	
Bifenazate	98.3	0.1	ppm	60-120	03/01/22 09:38	03/01/22 20:50	
Bifenthrin	102	0.1	ppm	50-150	03/01/22 09:38	03/01/22 20:50	
Boscalid	77.0	0.1	ppm	60-120	03/01/22 09:38	03/01/22 16:02	
Carbaryl	103	0.1	ppm	60-120	03/01/22 09:38	03/01/22 20:50	
Carbofuran	105	0.1	ppm	60-120	03/01/22 09:38	03/01/22 20:50	
Chlorantraniliprole	159	0.1	ppm	34-117	03/01/22 09:38	03/01/22 20:50	
Chlorfenapyr	110	0.1	ppm	60-120	03/01/22 09:38	03/01/22 16:02	
Chlorpyrifos	90.6	0.1	ppm	60-120	03/01/22 09:38	03/01/22 20:50	
Clofentezine	142	0.1	ppm	10-100	03/01/22 09:38	03/01/22 20:50	BSH
Daminozide	449	0.5	ppm	10-214	03/01/22 09:38	03/01/22 20:50	BSH
Cyfluthrin	86.7	0.5	ppm	50-150	03/01/22 09:38	03/01/22 16:02	
Diazinon	99.8	0.1	ppm	60-120	03/01/22 09:38	03/01/22 20:50	
Cypermethrin	123	0.5	ppm	50-150	03/01/22 09:38	03/01/22 16:02	
Dimethoate	107	0.1	ppm	60-120	03/01/22 09:38	03/01/22 20:50	
Ethoprophos	106	0.1	ppm	60-120	03/01/22 09:38	03/01/22 20:50	
Etofenprox	96.1	0.1	ppm	50-150	03/01/22 09:38	03/01/22 20:50	
Etoxazole	98.0	0.1	ppm	60-120	03/01/22 09:38	03/01/22 20:50	
Fenoxycarb	106	0.1	ppm	60-120	03/01/22 09:38	03/01/22 20:50	
Fenpyroximate	97.1	0.1	ppm	60-120	03/01/22 09:38	03/01/22 20:50	
Flonicamid	135	0.1	ppm	60-120	03/01/22 09:38	03/01/22 20:50	BSH
Hexythiazox	89.7	0.1	ppm	60-120	03/01/22 09:38	03/01/22 20:50	
Imazalil	100	0.1	ppm	60-120	03/01/22 09:38	03/01/22 20:50	



Eric Wendt
Chief Science Officer - 3/4/2022



Quality Control Pesticide Analysis (Continued)

Batch: 2210014 - 202 (Continued)

LCS(2210014-BS1)							
Analyte	% Recovery	LOQ	Units	%Recovery Limits	Extracted	Analyzed	Notes
Fipronil	95.3	0.1	ppm	60-120	03/01/22 09:38	03/01/22 16:02	
Imidacloprid	122	0.1	ppm	60-120	03/01/22 09:38	03/01/22 20:50	BSH
Fludioxonil	97.6	0.1	ppm	50-150	03/01/22 09:38	03/01/22 16:02	
Metalaxyl	102	0.1	ppm	60-120	03/01/22 09:38	03/01/22 20:50	
Methiocarb	103	0.1	ppm	60-120	03/01/22 09:38	03/01/22 20:50	
Methomyl	105	0.1	ppm	60-120	03/01/22 09:38	03/01/22 20:50	
Myclobutanil	112	0.1	ppm	60-120	03/01/22 09:38	03/01/22 20:50	
Kresoxim-methyl	102	0.1	ppm	60-120	03/01/22 09:38	03/01/22 16:02	
Naled	108	0.1	ppm	50-150	03/01/22 09:38	03/01/22 20:50	
Malathion	103	0.1	ppm	60-120	03/01/22 09:38	03/01/22 16:02	
Oxamyl	109	0.1	ppm	60-120	03/01/22 09:38	03/01/22 20:50	
Paclobutrazol	112	0.1	ppm	60-120	03/01/22 09:38	03/01/22 20:50	
Permethrins	97.3	0.1	ppm	50-150	03/01/22 09:38	03/01/22 20:50	
Methyl parathion	119	0.1	ppm	50-150	03/01/22 09:38	03/01/22 16:02	
MGK-264	95.7	0.1	ppm	50-150	03/01/22 09:38	03/01/22 16:02	
Phosmet	109	0.1	ppm	50-150	03/01/22 09:38	03/01/22 20:50	
Piperonyl butoxide	68.7	0.9	ppm	60-120	03/01/22 09:38	03/01/22 20:50	
Prallethrin	101	0.1	ppm	60-120	03/01/22 09:38	03/01/22 20:50	
Propoxur	108	0.1	ppm	60-120	03/01/22 09:38	03/01/22 20:50	
Pyrethrins	57.5	0.5	ppm	10-198	03/01/22 09:38	03/01/22 20:50	
Pyridaben	97.5	0.1	ppm	50-150	03/01/22 09:38	03/01/22 20:50	
Propiconazole	75.1	0.1	ppm	60-120	03/01/22 09:38	03/01/22 16:02	
Spinosad	93.7	0.1	ppm	50-150	03/01/22 09:38	03/01/22 20:50	
Spiromesifen	101	0.1	ppm	60-120	03/01/22 09:38	03/01/22 20:50	
Spirotetramat	115	0.1	ppm	60-120	03/01/22 09:38	03/01/22 20:50	
Spiroxamine	87.0	0.1	ppm	60-120	03/01/22 09:38	03/01/22 20:50	
Tebuconazole	111	0.1	ppm	60-120	03/01/22 09:38	03/01/22 20:50	
Thiacloprid	110	0.1	ppm	60-120	03/01/22 09:38	03/01/22 20:50	
Thiamethoxam	112	0.1	ppm	60-120	03/01/22 09:38	03/01/22 20:50	
Trifloxystrobin	103	0.1	ppm	60-120	03/01/22 09:38	03/01/22 20:50	
DDVP (Dichlorvos)	109	0.1	ppm	60-120	03/01/22 09:38	03/01/22 20:50	

Solvent Analysis

Batch: 2210027 - 205

Blank(2210027-BLK1)							
Analyte	Result	LOQ	Units	%Recovery Limits	Extracted	Analyzed	Notes
Acetone	< LOQ	1000	ppm		03/02/22 10:31	03/02/22 19:20	
Acetonitrile	< LOQ	50.00	ppm		03/02/22 10:31	03/02/22 19:20	



Eric Wendt
Chief Science Officer - 3/4/2022

These results relate only to the sample included on this report. The report may not be reproduced except in full, without the written permission of Green Leaf Lab.

This is for informational testing and is not compliance testing. Lab results apply to the sample as received.



Quality Control Solvent Analysis (Continued)

Batch: 2210027 - 205 (Continued)

Blank(2210027-BLK1)							
Analyte	Result	LOQ	Units	%Recovery Limits	Extracted	Analyzed	Notes
Benzene	< LOQ	1.000	ppm		03/02/22 10:31	03/03/22 08:56	
Butanes	< LOQ	1000	ppm		03/02/22 10:31	03/02/22 19:20	
2-Butanol	< LOQ	1000	ppm		03/02/22 10:31	03/02/22 19:20	
Cumene	< LOQ	35.00	ppm		03/02/22 10:31	03/02/22 19:20	
Cyclohexane	< LOQ	50.00	ppm		03/02/22 10:31	03/02/22 19:20	
Dichloromethane	< LOQ	50.00	ppm		03/02/22 10:31	03/02/22 19:20	
1,4-Dioxane	< LOQ	50.00	ppm		03/02/22 10:31	03/02/22 19:20	
2-Ethoxyethanol	< LOQ	80.00	ppm		03/02/22 10:31	03/02/22 19:20	
Ethyl acetate	< LOQ	1000	ppm		03/02/22 10:31	03/02/22 19:20	
Ethyl benzene	< LOQ	35.00	ppm		03/02/22 10:31	03/02/22 19:20	
Ethylene glycol	< LOQ	310.0	ppm		03/02/22 10:31	03/02/22 19:20	
Ethylene oxide	< LOQ	25.00	ppm		03/02/22 10:31	03/02/22 19:20	
Ethyl ether	< LOQ	1000	ppm		03/02/22 10:31	03/02/22 19:20	
Heptane	< LOQ	1000	ppm		03/02/22 10:31	03/02/22 19:20	
Hexanes	< LOQ	50.00	ppm		03/02/22 10:31	03/02/22 19:20	
Isopropyl acetate	< LOQ	1000	ppm		03/02/22 10:31	03/02/22 19:20	
Methanol	< LOQ	1000	ppm		03/02/22 10:31	03/02/22 19:20	
Pentanes	< LOQ	1000	ppm		03/02/22 10:31	03/02/22 19:20	
Propane	< LOQ	1000	ppm		03/02/22 10:31	03/02/22 19:20	
2-Propanol (IPA)	< LOQ	1000	ppm		03/02/22 10:31	03/02/22 19:20	
Tetrahydrofuran	< LOQ	50.00	ppm		03/02/22 10:31	03/02/22 19:20	
Toluene	< LOQ	50.00	ppm		03/02/22 10:31	03/02/22 19:20	
Xylenes	< LOQ	50.00	ppm		03/02/22 10:31	03/02/22 19:20	

LCS(2210027-BS1)							
Analyte	% Recovery	LOQ	Units	%Recovery Limits	Extracted	Analyzed	Notes
Acetone	98.8	1000	ppm	60-120	03/02/22 10:31	03/02/22 16:13	
Acetonitrile	98.3	50.00	ppm	60-120	03/02/22 10:31	03/02/22 16:13	
Benzene	92.3	1.000	ppm	60-120	03/02/22 10:31	03/02/22 16:13	
Butanes	103	1000	ppm	60-120	03/02/22 10:31	03/02/22 16:13	
2-Butanol	93.5	1000	ppm	60-120	03/02/22 10:31	03/02/22 16:13	
Cumene	87.6	35.00	ppm	60-120	03/02/22 10:31	03/02/22 16:13	
Cyclohexane	93.0	50.00	ppm	60-120	03/02/22 10:31	03/02/22 16:13	
Dichloromethane	101	50.00	ppm	60-120	03/02/22 10:31	03/02/22 16:13	
1,4-Dioxane	89.3	50.00	ppm	60-120	03/02/22 10:31	03/02/22 16:13	
2-Ethoxyethanol	90.6	80.00	ppm	60-120	03/02/22 10:31	03/02/22 16:13	
Ethyl acetate	96.2	1000	ppm	60-120	03/02/22 10:31	03/02/22 16:13	
Ethyl benzene	86.4	35.00	ppm	60-120	03/02/22 10:31	03/02/22 16:13	
Ethylene glycol	67.7	310.0	ppm	60-120	03/02/22 10:31	03/02/22 16:13	BSL



Eric Wendt
Chief Science Officer - 3/4/2022



Quality Control Solvent Analysis (Continued)

Batch: 2210027 - 205 (Continued)

LCS(2210027-BS1)										
Analyte	% Recovery	LOQ	Units	%Recovery Limits	Extracted		Analyzed		Notes	
Ethylene oxide	60.0	25.00	ppm	60-120	03/02/22	10:31	03/02/22	16:13	BSL	
Ethyl ether	102	1000	ppm	60-120	03/02/22	10:31	03/02/22	16:13		
Heptane	103	1000	ppm	60-120	03/02/22	10:31	03/02/22	16:13		
Hexanes	94.7	50.00	ppm	60-120	03/02/22	10:31	03/02/22	16:13		
Isopropyl acetate	95.0	1000	ppm	60-120	03/02/22	10:31	03/02/22	16:13		
Methanol	110	1000	ppm	40-120	03/02/22	10:31	03/02/22	16:13		
Pentanes	104	1000	ppm	60-120	03/02/22	10:31	03/02/22	16:13		
Propane	112	1000	ppm	60-120	03/02/22	10:31	03/02/22	16:13		
2-Propanol (IPA)	87.9	1000	ppm	60-120	03/02/22	10:31	03/02/22	16:13		
Tetrahydrofuran	101	50.00	ppm	60-120	03/02/22	10:31	03/02/22	16:13		
Toluene	88.1	50.00	ppm	60-120	03/02/22	10:31	03/02/22	16:13		



Eric Wendt
Chief Science Officer - 3/4/2022

These results relate only to the sample included on this report. The report may not be reproduced except in full, without the written permission of Green Leaf Lab.

This is for informational testing and is not compliance testing. Lab results apply to the sample as received.



Notes and Definitions

Regulatory Compliance samples were collected onsite at facility according to ORELAP-SOP-001 and ORELAP-SOP-002 and following Sampling Plan FN117.
Quality Control samples were tested as received.

- ATM Non-cannabis matrix related interference or suppression of Internal standard
 - BLI Baseline Interference - Cannabinoid peak interference in chromatographic baseline affecting QC recovery .
 - BLK Analyte detected in method blank, but not associated samples.
 - BSH Blank Spike High - Blank Spike recovery above method limit. no detections in samples.
 - BSL Blank Spike Low - Blank Spike recovery below lower method limit, analyte chromatography reviewed manually for all samples.
 - C Interference due to co-elution
 - CBD Interference due to co-elution
 - CV1 CBD matrix interference on GC Pest chromatography
 - CV2 CCV was above acceptance criteria, Non-detect samples are considered acceptable.
 - INF CCV was below acceptance criteria, sample still exceeds regulatory limit.
 - ISH One or more QC falls outside acceptance criteria. Data entered into LIMS for informational purposes only.
 - ISL Internal Standard concentration is above acceptance criteria.
 - MSH Internal Standard concentration is below acceptance criteria.
 - MSI Matrix Spike High - Matrix Spike recovery above method limits.
 - MSL Matrix Spike Interference - Matrix spike source sample contains analyte hit above calibration affecting recovery accuracy in Matrix Spike.
 - TPP recovery accuracy in Matrix Spike.
 - U Matrix Spike Low - Matrix Spike recovery below lower method limit, analyte chromatography reviewed manually for all samples.
- Internal Standard concentration outside control limit due to matrix interference



Eric Wendt
Chief Science Officer - 3/4/2022


These results relate only to the sample included on this report. The report may not be reproduced except in full, without the written permission of Green Leaf Lab.

This is for informational testing and is not compliance testing. Lab results apply to the sample as received.

HHCO

 Sample ID: SA-230406-19930
 Batch: Validation
 Type: In-Process Materials
 Matrix: Concentrate - Distillate
 Unit Mass (g):

 Received: 04/06/2023
 Completed: 04/17/2023

Client
 Arvida Labs
 1291 NW 65th PL Unit B
 Fort Lauderdale, FL 33309
 USA

Summary

Test Cannabinoids	Date Tested 04/17/2023	Status Tested
-----------------------------	----------------------------------	-------------------------

ND Total Δ9-THC	68.8 % (6aR,9R,10aR)-HHC acetate	95.3 % Total Cannabinoids	Not Tested Moisture Content	Not Tested Foreign Matter	Yes Internal Standard Normalization
---------------------------	--	-------------------------------------	---------------------------------------	-------------------------------------	---

Cannabinoids by HPLC-PDA, LC-MS/MS, and/or GC-MS/MS

Analyte	LOD (%)	LOQ (%)	Result (%)	Result (mg/g)
CBC	0.0095	0.0284	ND	ND
CBCV	0.006	0.018	ND	ND
CBD	0.0081	0.0242	ND	ND
CBDV	0.0061	0.0182	ND	ND
CBG	0.0057	0.0172	ND	ND
CBL	0.0112	0.0335	ND	ND
CBN	0.0056	0.0169	ND	ND
CBT	0.018	0.054	ND	ND
Δ8-THC	0.0104	0.0312	ND	ND
Δ9-THC	0.0076	0.0227	ND	ND
Δ9-THCV	0.0069	0.0206	ND	ND
(6aR,9R,10aR)-HHC acetate	0.0067	0.02	68.8	688
(6aR,9S,10aR)-HHC acetate	0.0067	0.02	26.4	264
Total Δ9-THC			ND	ND
Total			95.3	953

ND = Not Detected; NT = Not Tested; LOD = Limit of Detection; LOQ = Limit of Quantitation; RL = Reporting Limit; Δ = Delta; Total Δ9-THC = Δ9-THCA * 0.877 + Δ9-THC; Total CBD = CBDA * 0.877 + CBD;



 Generated By: Ryan Bellone
 CCO
 Date: 04/17/2023



 Tested By: Scott Caudill
 Senior Scientist
 Date: 04/17/2023

 ISO/IEC 17025:2017 Accredited
 Accreditation #108651


Arvida Labs THCp

 Sample ID: SA-230321-18754
 Batch: AL-THCp-0001
 Type: Finished Products
 Matrix: Concentrate - Distillate
 Unit Mass (g):

 Collected: 03/21/2023
 Received: 03/22/2023
 Completed: 03/27/2023

Client
 Arvida Labs
 1291 NW 65th PL Unit B
 Fort Lauderdale, FL 33309
 USA

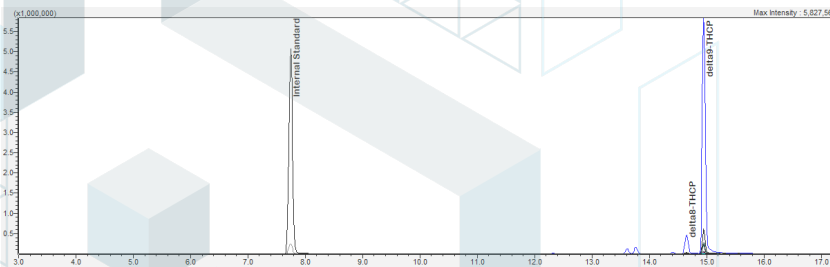

Summary

Test Cannabinoids	Date Tested 03/27/2023	Status Tested
----------------------	---------------------------	------------------

ND Total Δ9-THC	88.9 % Δ9-THCP	94.8 % Total Cannabinoids	Not Tested Moisture Content	Not Tested Foreign Matter	Yes Internal Standard Normalization
---------------------------	--------------------------	-------------------------------------	---------------------------------------	-------------------------------------	---

Cannabinoids by HPLC-PDA, LC-MS/MS, and/or GC-MS/MS

Analyte	LOD (%)	LOQ (%)	Result (%)	Result (mg/g)
CBC	0.0095	0.0284	ND	ND
CBCA	0.0181	0.0543	ND	ND
CBCV	0.006	0.018	ND	ND
CBD	0.0081	0.0242	ND	ND
CBDa	0.0043	0.013	ND	ND
CBDP	0.0067	0.02	ND	ND
CBDV	0.0061	0.0182	ND	ND
CBDVA	0.0021	0.0063	ND	ND
CBG	0.0057	0.0172	ND	ND
CBGA	0.0049	0.0147	ND	ND
CBL	0.0112	0.0335	ND	ND
CBLA	0.0124	0.0371	ND	ND
CBN	0.0056	0.0169	ND	ND
CBNA	0.006	0.0181	ND	ND
CBT	0.018	0.054	ND	ND
Δ8-THC	0.0104	0.0312	ND	ND
Δ8-THCP	0.0067	0.02	5.82	58.2
Δ9-THC	0.0076	0.0227	ND	ND
Δ9-THCA	0.0084	0.0251	ND	ND
Δ9-THCP	0.0067	0.02	88.9	889
Δ9-THCV	0.0069	0.0206	ND	ND
Δ9-THCVA	0.0062	0.0186	ND	ND
Total Δ9-THC			ND	ND
Total CBD			ND	ND
Total			94.8	948




ND = Not Detected; NT = Not Tested; LOD = Limit of Detection; LOQ = Limit of Quantitation; RL = Reporting Limit; Δ = Delta; Total Δ9-THC = Δ9-THCA * 0.877 + Δ9-THC; Total CBD = CBDA * 0.877 + CBD;



 Generated By: Ryan Bellone
 CCO
 Date: 03/27/2023



 Tested By: Scott Caudill
 Senior Scientist
 Date: 03/27/2023

 ISO/IEC 17025:2017 Accredited
 Accreditation #108651


HHCP

 Sample ID: SA-230313-18092
 Batch: HHCP-032023
 Type: Finished Products
 Matrix: Concentrate - Distillate
 Unit Mass (g):

 Received: 03/14/2023
 Completed: 03/23/2023

Client
 Arvida Labs
 1291 NW 65th PL Unit B
 Fort Lauderdale, FL 33309
 USA

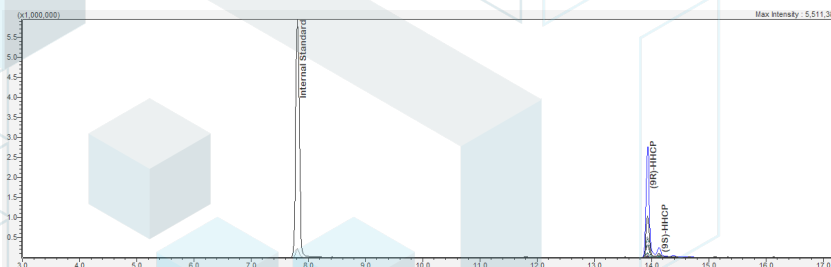
Summary

Test	Date Tested	Status
Cannabinoids	03/17/2023	Tested
Catalyst Metals	03/21/2023	Tested
Foreign Matter	03/15/2023	Tested
Heavy Metals	03/17/2023	Tested
Microbials	03/23/2023	Tested
Mycotoxins	03/16/2023	Tested
Pesticides	03/16/2023	Tested
Residual Solvents	03/15/2023	Tested

ND Total Δ9-THC	72.3 % 9R-HHCP	80.9 % Total Cannabinoids	Not Tested Moisture Content	Not Detected Foreign Matter	Yes Internal Standard Normalization
---------------------------	--------------------------	-------------------------------------	---------------------------------------	---------------------------------------	---

Cannabinoids by HPLC-PDA, LC-MS/MS, and/or GC-MS/MS

Analyte	LOD (%)	LOQ (%)	Result (%)	Result (mg/g)
CBC	0.0095	0.0284	ND	ND
CBCA	0.0181	0.0543	ND	ND
CBCV	0.006	0.018	ND	ND
CBD	0.0081	0.0242	ND	ND
CBDa	0.0043	0.013	ND	ND
CBDP	0.0067	0.02	ND	ND
CBDV	0.0061	0.0182	ND	ND
CBDVA	0.0021	0.0063	ND	ND
CBG	0.0057	0.0172	ND	ND
CBGA	0.0049	0.0147	ND	ND
CBL	0.0112	0.0335	ND	ND
CBLA	0.0124	0.0371	ND	ND
CBN	0.0056	0.0169	ND	ND
CBNA	0.006	0.0181	ND	ND
CBT	0.018	0.054	ND	ND
Δ8-THC	0.0104	0.0312	ND	ND
Δ8-THCP	0.0067	0.02	ND	ND
Δ9-THC	0.0076	0.0227	ND	ND
Δ9-THCA	0.0084	0.0251	ND	ND
Δ9-THCP	0.0067	0.02	ND	ND
Δ9-THCV	0.0069	0.0206	ND	ND
Δ9-THCVA	0.0062	0.0186	ND	ND
(6aR,9R,10aR)-HHC	0.0067	0.02	ND	ND
(6aR,9S,10aR)-HHC	0.0067	0.02	ND	ND
9R-HHCP	0.0067	0.02	72.3	723
9S-HHCP	0.0067	0.02	8.66	86.6
Total Δ9-THC			ND	ND
Total CBD			ND	ND
Total			80.9	809



ND = Not Detected; NT = Not Tested; LOD = Limit of Detection; LOQ = Limit of Quantitation; RL = Reporting Limit; Δ = Delta; Total Δ9-THC = Δ9-THCA

 Generated By: Ryan Bellone
 CCO
 Date: 03/23/2023

 Tested By: Scott Caudill
 Senior Scientist
 Date: 03/17/2023


HHCP

Sample ID: SA-230313-18092
Batch: HHCP-032023
Type: Finished Products
Matrix: Concentrate - Distillate
Unit Mass (g):

Received: 03/14/2023
Completed: 03/23/2023

Client

Arvida Labs
1291 NW 65th PL Unit B
Fort Lauderdale, FL 33309
USA



Generated By: Ryan Bellone
CCO

Date: 03/23/2023



HHCP

Sample ID: SA-230313-18092
 Batch: HHCP-032023
 Type: Finished Products
 Matrix: Concentrate - Distillate
 Unit Mass (g):

Received: 03/14/2023
 Completed: 03/23/2023

Client
 Arvida Labs
 1291 NW 65th PL Unit B
 Fort Lauderdale, FL 33309
 USA

Heavy Metals by ICP-MS

Analyte	LOD (ppb)	LOQ (ppb)	Result (ppb)
Arsenic	2	20	ND
Cadmium	1	20	ND
Lead	2	20	ND
Mercury	12	50	ND

ND = Not Detected; NT = Not Tested; LOD = Limit of Detection; LOQ = Limit of Quantitation; P = Pass; F = Fail; RL = Reporting Limit



Generated By: Ryan Bellone
 CCO
 Date: 03/23/2023



Tested By: Kelsey Rogers
 Scientist
 Date: 03/17/2023



HHCP

 Sample ID: SA-230313-18092
 Batch: HHCP-032023
 Type: Finished Products
 Matrix: Concentrate - Distillate
 Unit Mass (g):

 Received: 03/14/2023
 Completed: 03/23/2023

Client
 Arvida Labs
 1291 NW 65th PL Unit B
 Fort Lauderdale, FL 33309
 USA

Pesticides by LC-MS/MS

Analyte	LOD (ppb)	LOQ (ppb)	Result (ppb)	Analyte	LOD (ppb)	LOQ (ppb)	Result (ppb)
Acephate	30	100	ND	Hexythiazox	30	100	ND
Acetamiprid	30	100	ND	Imazalil	30	100	ND
Aldicarb	30	100	ND	Imidacloprid	30	100	ND
Azoxystrobin	30	100	ND	Kresoxim methyl	30	100	ND
Bifenazate	30	100	ND	Malathion	30	100	ND
Bifenthrin	30	100	ND	Metaxyl	30	100	ND
Boscalid	30	100	ND	Methiocarb	30	100	ND
Carbaryl	30	100	ND	Methomyl	30	100	ND
Carbofuran	30	100	ND	Mevinphos	30	100	ND
Chloranthraniliprole	30	100	ND	Myclobutanil	30	100	ND
Chlorfenapyr	30	100	ND	Oxamyl	30	100	ND
Chlorpyrifos	30	100	ND	Paclobutrazol	30	100	ND
Clofentezine	30	100	ND	Permethrin	30	100	ND
Coumaphos	30	100	ND	Phosmet	30	100	ND
Daminozide	30	100	ND	Piperonyl Butoxide	30	100	ND
Diazinon	30	100	ND	Prallethrin	30	100	ND
Dichlorvos	30	100	ND	Propiconazole	30	100	ND
Dimethoate	30	100	ND	Propoxur	30	100	ND
Dimethomorph	30	100	ND	Pyrethrins	30	100	ND
Ethoprophos	30	100	ND	Pyridaben	30	100	ND
Etofenprox	30	100	ND	Spinetoram	30	100	ND
Etoxazole	30	100	ND	Spinosad	30	100	ND
Fenhexamid	30	100	ND	Spiromesifen	30	100	ND
Fenoxycarb	30	100	ND	Spirotetramat	30	100	ND
Fenpyroximate	30	100	ND	Spiroxamine	30	100	ND
Fipronil	30	100	ND	Tebuconazole	30	100	ND
Fonicamid	30	100	ND	Thiacloprid	30	100	ND
Fludioxonil	30	100	ND	Thiamethoxam	30	100	ND
				Trifloxystrobin	30	100	ND

ND = Not Detected; NT = Not Tested; LOD = Limit of Detection; LOQ = Limit of Quantitation; P = Pass; F = Fail; RL = Reporting Limit



 Generated By: Ryan Bellone
 CCO
 Date: 03/23/2023



 Tested By: Jasper van Heemst
 Principal Scientist
 Date: 03/16/2023


HHCP

Sample ID: SA-230313-18092
 Batch: HHCP-032023
 Type: Finished Products
 Matrix: Concentrate - Distillate
 Unit Mass (g):

Received: 03/14/2023
 Completed: 03/23/2023

Client
 Arvida Labs
 1291 NW 65th PL Unit B
 Fort Lauderdale, FL 33309
 USA

Mycotoxins by LC-MS/MS

Analyte	LOD (ppb)	LOQ (ppb)	Result (ppb)
B1	1	5	ND
B2	1	5	ND
G1	1	5	ND
G2	1	5	ND
Ochratoxin A	1	5	ND

ND = Not Detected; NT = Not Tested; LOD = Limit of Detection; LOQ = Limit of Quantitation; P = Pass; F = Fail; RL = Reporting Limit



Generated By: Ryan Bellone
 CCO
 Date: 03/23/2023



Tested By: Jasper van Heemst
 Principal Scientist
 Date: 03/16/2023



HHCP

Sample ID: SA-230313-18092
 Batch: HHCP-032023
 Type: Finished Products
 Matrix: Concentrate - Distillate
 Unit Mass (g):

Received: 03/14/2023
 Completed: 03/23/2023

Client
 Arvida Labs
 1291 NW 65th PL Unit B
 Fort Lauderdale, FL 33309
 USA


Microbials by PCR and Plating

Analyte	LOD (CFU/g)	Result (CFU/g)
Total aerobic count	1	ND
Total coliforms	1	ND
Generic E. coli	1	ND
Salmonella spp.	1	ND
Shiga-toxin producing E. coli (STEC)	1	ND

ND = Not Detected; NT = Not Tested; LOD = Limit of Detection; LOQ = Limit of Quantitation; CFU = Colony Forming Units; P = Pass; F = Fail; RL = Reporting Limit



Generated By: Ryan Bellone
 CCO
 Date: 03/23/2023



Tested By: Lucy Jones
 Scientist
 Date: 03/23/2023



HHCP

 Sample ID: SA-230313-18092
 Batch: HHCP-032023
 Type: Finished Products
 Matrix: Concentrate - Distillate
 Unit Mass (g):

 Received: 03/14/2023
 Completed: 03/23/2023

Client

 Arvida Labs
 1291 NW 65th PL Unit B
 Fort Lauderdale, FL 33309
 USA

Residual Solvents by HS-GC-MS

Analyte	LOD (ppm)	LOQ (ppm)	Result (ppm)	Analyte	LOD (ppm)	LOQ (ppm)	Result (ppm)
Acetone	167	500	ND	Ethylene Glycol	21	62	ND
Acetonitrile	14	41	ND	Ethylene Oxide	0.5	1	ND
Benzene	0.5	1	ND	Heptane	167	500	ND
Butane	167	500	ND	n-Hexane	10	29	ND
1-Butanol	167	500	ND	Isobutane	167	500	ND
2-Butanol	167	500	ND	Isopropyl Acetate	167	500	ND
2-Butanone	167	500	ND	Isopropyl Alcohol	167	500	ND
Chloroform	2	6	ND	Isopropylbenzene	167	500	ND
Cyclohexane	129	388	ND	Methanol	100	300	ND
1,2-Dichloroethane	0.5	1	ND	2-Methylbutane	10	29	ND
1,2-Dimethoxyethane	4	10	ND	Methylene Chloride	20	60	ND
Dimethyl Sulfoxide	167	500	ND	2-Methylpentane	10	29	ND
N,N-Dimethylacetamide	37	109	ND	3-Methylpentane	10	29	ND
2,2-Dimethylbutane	10	29	ND	n-Pentane	167	500	ND
2,3-Dimethylbutane	10	29	ND	1-Pentanol	167	500	ND
N,N-Dimethylformamide	30	88	ND	n-Propane	167	500	ND
2,2-Dimethylpropane	167	500	ND	1-Propanol	167	500	ND
1,4-Dioxane	13	38	ND	Pyridine	7	20	ND
Ethanol	167	500	ND	Tetrahydrofuran	24	72	ND
2-Ethoxyethanol	6	16	ND	Toluene	30	89	ND
Ethyl Acetate	167	500	ND	Trichloroethylene	3	8	ND
Ethyl Ether	167	500	ND	Tetramethylene Sulfone	6	16	ND
Ethylbenzene	3	7	ND	Xylenes (o-, m-, and p-)	73	217	ND

ND = Not Detected; NT = Not Tested; LOD = Limit of Detection; LOQ = Limit of Quantitation; P = Pass; F = Fail; RL = Reporting Limit



 Generated By: Ryan Bellone
 CCO
 Date: 03/23/2023



 Tested By: Scott Caudill
 Senior Scientist
 Date: 03/15/2023


HHCP

Sample ID: SA-230313-18092
 Batch: HHCP-032023
 Type: Finished Products
 Matrix: Concentrate - Distillate
 Unit Mass (g):

Received: 03/14/2023
 Completed: 03/23/2023

Client
 Arvida Labs
 1291 NW 65th PL Unit B
 Fort Lauderdale, FL 33309
 USA

Catalyst Metals

Analyte	Result	Unit	LOD	LOQ
Platinum (Pt)	ND	ppb	3	10
Rhodium (Rh)	ND	ppb	3	10
Ruthenium (Ru)	ND	ppb	3	10
Nickel (Ni)	14.9	ppb	3	10
Palladium (Pd)	ND	ppb	3	10



Generated By: Ryan Bellone
 CCO
 Date: 03/23/2023



Tested By: Kelsey Rogers
 Scientist
 Date: 03/21/2023

